







Art @ eotas

<p>Our Art provision aims to explore and analyse a wide range of Artists, media, materials and techniques to develop our student's knowledge and creative abilities.</p>	<p>Big ideas </p> <ul style="list-style-type: none"> • Artist Research • Natural Forms • Surfaces • Media 	<p>Content and Sequencing </p> <ul style="list-style-type: none"> • Artists from various cultures, countries and art movements are studied during all Art year groups • Plants, Animals, people, landscape, nature, natural materials, cells, sea and much more are all Natural Forms, these are studied in relation to Artists work in these areas. Students develop their initial research and sketches into final pieces of Art work • Natural and man-made surfaces as inspiration for Art projects are plentiful, from the surface of the Earth and Sea to making surface texture in Ceramics and Printmaking collages. Concepts such as smooth, grainy, polished and patterned are also explored. • Students have the opportunity to work in selective media for each project, from drawing in pencil, charcoal, graphite and ink to using dip pens, painting, batik, textiles, printmaking, ceramics, collages, 3D, posters and photography 	
<p> Links with English and Maths</p> <ul style="list-style-type: none"> • Analysis and annotation of Artists and student's own work to describe feelings, intentions, processes and techniques using annotation guides and technical language in accordance with the curriculum • Directional language • Time and dates of Artists and Art movements and timed activities • Measuring materials, quantities, ratios and percentages 	<p>Retrieval Practice </p> <ul style="list-style-type: none"> • Art quizzes and worksheets for projects • Technical terms for analysis and annotation • Skills and techniques for practical activities • Artist and Art movements when using as inspiration for own artwork 	<p>Progress </p> <p>Units of work are carefully sequenced so prior knowledge and concepts are built upon leading to increased Art knowledge. Organising Artists and Art movements and their techniques and processes Learning and developing practical skills, techniques and processes. Annotation of own work builds self-awareness and reflective processes Responding to marked work provides the opportunity to develop analytical and practical skills</p>	<p>Support </p> <ul style="list-style-type: none"> • Everyone has access to the Art national curriculum • Some pupils learn key Art ideas, skills and techniques suitable for their needs in a different form (for example using media pads) • Some pupils have specific support and guidance taken from their EHCP and Pupil passport • Processes are adaptable to suit student needs where possible (for example wearing gloves when using some materials)

